




## Lead Inspector Lead Test Kits



Quick & Easy 'Rapid' Test for Lead in Electronic Components





**LEAD INSPECTOR**  
Premium Lead Test Kits



**STEP 1: CLEAN AREA:** Clean the area of any dust or dirt.



**STEP 2: ACTIVATE** a swab tip by dispensing 4 drops of Indicator Solution onto a swab tip (for 100 test packs). For the 8 & 24 test packs, insert a swab into the Indicator Vial (photo right).



**STEP 3: RUB.** Rub the contact point / solder to be tested for about 30-60 seconds.

**OBSERVE:** If the swab tip turns **BROWN** or **BLACK**, lead is present.

